




3 SCREW PUMP MSE-X

SCREW



大晃機械工業株式会社
TAIKO KIKAI INDUSTRIES CO., LTD.

特長


Feature

MSE-Xシリーズは、一般用電動横形高圧3軸ねじポンプです。MSE-XAは、軸封箱がオイルクエンチング式です。MSE-XNは、クエンチングの部品が付きません。

MSE-X series is motor driven horizontal high pressure 3 screw pumps. MSE-XA is fitted oil quenching system in the shaft seal box.

MSE-XN is not fitted oil quenching system.

■ **ねじ** : 1本の主ねじとこれに油圧駆動される2本の従ねじの三軸のねじで構成されています。



■ This pump is composed of two idler rotors meshed with a power rotor which are cased in a sleeve. The idler rotors are driven by the liquid pressure.

仕様

Specification

■ **温度** : 取扱い油温は、最高150℃です。

■ **Temperature** : Maximum handling oil temperature is 150℃.

■ **軸受** : 外装軸受式でグリス潤滑方式のため、低粘度液にも使用可能です。

■ **Bearing** : Grease lubricated bearing allows to operate under low viscosity oil

■ **軸封** : メカニカルシール式が標準です。軸封箱にオイルクエンチングを設けます。

■ **Shaft Seal** : The mechanical seal is our standard. Oil quenching is provided in the shaft seal box.

■ **フランジ** : 吸込みJIS10K、吐出しJIS210Kです。

■ **Frange** : Suction is JIS10K. Discharge is JIS210K.

■ **軸芯** : ポンプと電動機との軸継手の芯振れの許容範囲は、回転速度2000~500min⁻¹において、軸継手側面で0.1mm以下、軸継手端面で0.1mm以下です。

■ **Centering** : If connecting the pump with the motor, the allowable alignment value at the rate of 2000~500min⁻¹ at the shaft coupling side surface should be under 0.1mm and at the shaft coupling end surface should be under 0.1mm.

■ **耐圧試験** : 計画仕様圧力の2~1.5倍が標準です。

■ **Hydraulic Test** : Twice the value of the designed specification pressure.

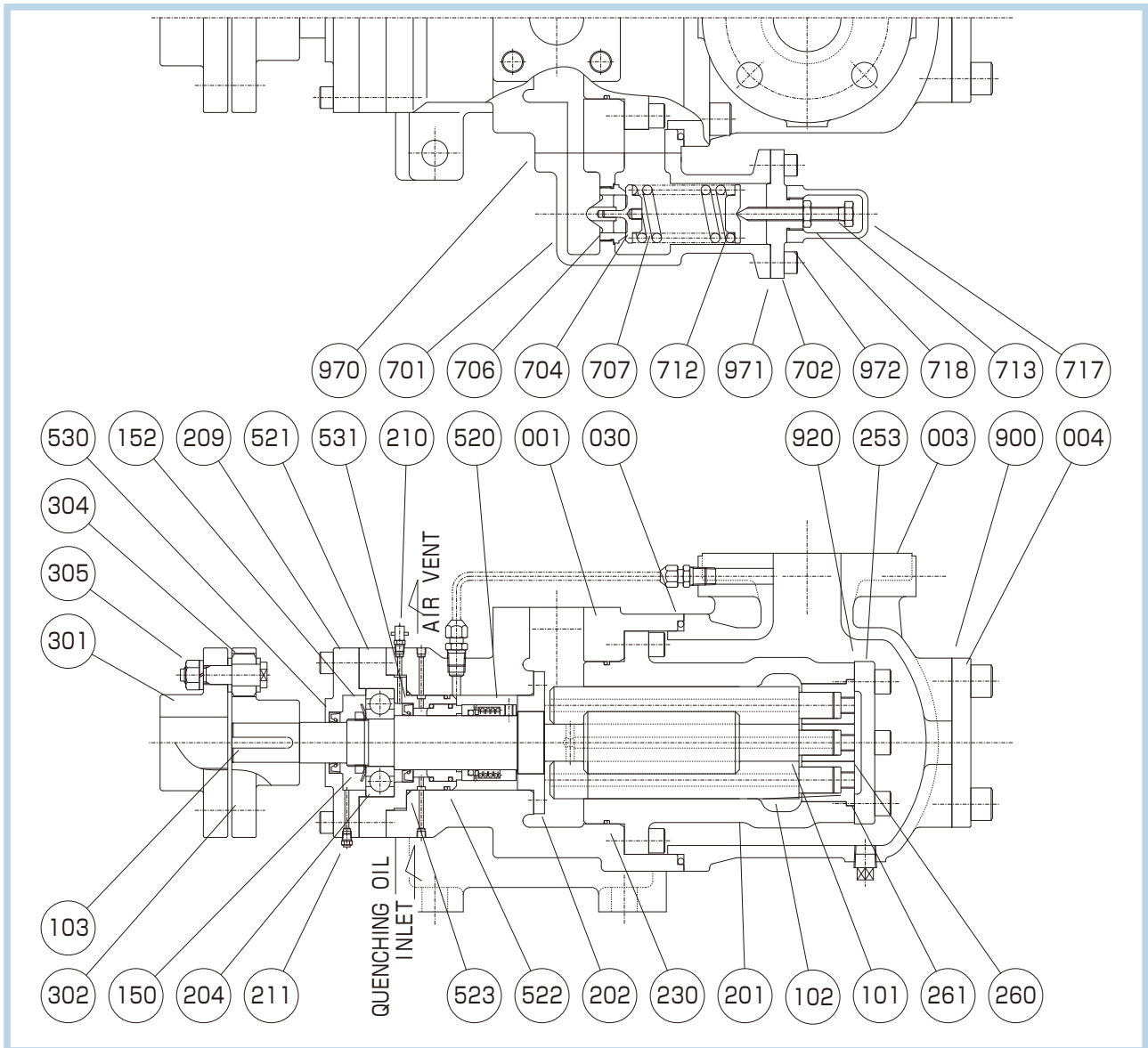
■ **吐出し量** : 吐出し量は、吐出圧力2.50MPa、粘度25.8mm²/sにおける量です。許容吸込圧力範囲は、ポンプ入口において-0.05~0.60MPaです。

■ **Capacity** : The following capacity shows at viscosity of 25.8mm²/s with discharge pressure of 2.50MPa. The allowable suction pressure range is -0.05 to 0.60MPa at the pump suction.

形式 Model No.	口径 Bore (mm) 吸込み×吐出し Suc.× Dis.	吐出し量 Capacity (m ³ /h)	
		1800min ⁻¹	1500min ⁻¹
MSE-2XA	50×40	2.5	2
MSE-3XA		3.5	2.5
MSE-5XA		4.4	3
MSE-6XA	65×50	5.5	4.3
MSE-7.5XA		7.4	5.5
MSE-10XA		10	8
MSE-12XA	80×65	12	9.5
MSE-15XA		15	11.5
MSE-20XA		19	15
MSE-30XA	100×80	30	24

構造及び材質

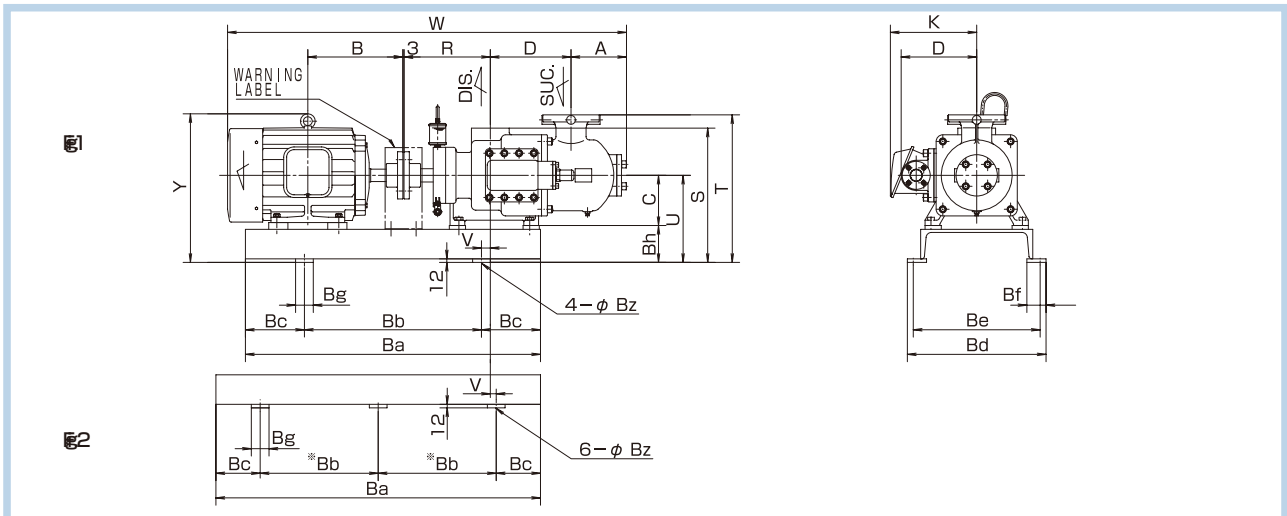
Structure and Material



No.	Name	Material		Q'ty	No.	Name	Material		Q'ty
		Symbol	Name of Material				Symbol	Name of Material	
001	CASING	FCD400	DUCTILE CAST IRON	1	305	COUPLING BOLT&NUT	SS400	MILD STEEL	8
003	SIDE CASE	FC200	CAST IRON	1	520	MECHANICAL SEAL	-	CERAMIC&CARBON	1
004	REAR COVER	SS400	MILD STEEL	1	521	SEAL COVER	FC200	CAST IRON	1
030	O-RING	FPM	RUBBER	1	522	O-RING	FPM	RUBBER	1
101	POWER ROTOR	S45C	CARBON STEEL	1	523	O-RING	FPM	RUBBER	1
102	IDLER ROTOR	D-5	DUCTILE CAST IRON	2	530	OIL SEAL	FPM	RUBBER	1
103	KEY	S45C	CARBON STEEL	1	531	OIL SEAL	FPM	RUBBER	1
150	BEARING NUT	SS400	MILD STEEL	1	701	SAFETY VALVE BOX	FC200	CAST IRON	1
152	BEARING WASHER	SS400	MILD STEEL	1	702	SAFETY VALVE COVER	FC200	CAST IRON	1
201	SLEEVE	FC200	CAST IRON	1	704	SAFETY VALVE	SUS410	STAINLESS STEEL	1
202	BALANCING COVER	CAC603	LEAD BRONZE	1	706	SAFETY VALVE SEAT	CAC402	BRONZE	1
204	BALL BEARING	SUJ2	BEARING STEEL	1	707	SAFETY VALVE SPRING	SUP6	SPRING STEEL	1
209	BEARING COVER	SS400	MILD STEEL	1	712	SPRING CARRIER	SS400	MILD STEEL	1
210	GREASE NIPPLE	C3602	BRASS	1	713	ADJUST SCREW	SS400	MILD STEEL	1
211	GREASE FITTING	C3602	BRASS	1	717	SAFETY VALVE CAP	FC200	CAST IRON	1
230	O-RING	FPM	RUBBER	1	718	LOCK NUT	SS400	MILD STEEL	1
253	REAR BEARING COVER	FC200	CAST IRON	1	900	GASKET	-	PAPER	1
260	REAR BEARING BUSH	CAC603	LEAD BRONZE	1	920	GASKET	-	PAPER	1
261	REAR BEARING BUSH	CAC603	LEAD BRONZE	2	970	GASKET	-	PAPER	1
301	COUPLING	FC200	CAST IRON	1	971	GASKET	-	PAPER	1
302	COUPLING	FC200	CAST IRON	1	972	GASKET	PTFE	TEFLON	1
304	COUPLING RING	NBR	RUBBER	8					

寸法

Dimension



形式 Model No.	電動機 Motor	口径 Bore 吸込み・吐出し Suc. x Dis.	寸法 Dimension (mm)																	質量 Weight (kg)							
			A	B	D	K	Q	R	S	T	U	V	W	Y	Ba	Bb	Bc	Bd	Be	Bf	Bg	Bh	Bz	ポンプ Pump	台板 Base	電動機 Motor	
MSE- 2X - 3X - 5X	90L	50×40	168.5	185	156	180	240	345	385	245	35	893	346	700	450	125	325	290	55	50	120	15	62	30	23		
	100L		193		161			345	385	245	35	932	384	700	450	125	325	290	55	50	120	15				30	30
	112M		200		180			345	385	245	35	941	399	700	450	125	325	290	55	50	120	15				30	41
	132S		239		223			345	385	245	35	1010	433	700	450	125	390	350	65	60	120	19				33	63
	132M		258		223			345	385	245	60	1049	433	800	500	150	390	350	65	60	120	19				35	75
	160M		323		302			375	415	275	60	1144	458	800	500	150	390	350	65	60	150	19				36	107
MSE- 6X - 7.5X - 10X	160L	65×50	345	230	302	220	270	375	415	275	85	1186	458	900	550	175	390	350	65	60	150	19	105	40	127		
	112M		200		180			420	465	280	10	1045	434	800	500	150	390	350	65	60	130	19				36	41
	132S		239		223			420	465	280	10	1114	468	800	500	150	390	350	65	60	130	19				35	63
	132M		258		223			420	465	280	10	1153	468	800	500	150	390	350	65	60	130	19				35	75
	160M		323		302			420	465	280	60	1248	493	1000	600	200	390	350	65	60	130	19				45	107
	160L		345		302			420	465	280	60	1290	493	1000	600	200	390	350	65	60	130	19				45	127
MSE- 12X - 15X	180M	80×65	351.5	273.5	330	260	292.5	445	490	305	60	1347	548	1000	600	200	470	430	65	60	155	19	155	60	160		
	180L		370.5		340			445	490	305	60	1285	565	1000	600	200	470	430	65	60	135	19				60	207
	132S		239		223			455	500	295	30	1201	483	1000	600	200	470	430	65	60	125	19				60	63
	132M		258		223			455	500	295	30	1240	483	1000	600	200	470	430	65	60	125	19				60	75
	160M		323		302			455	500	295	30	1335	500	1000	600	200	470	430	65	60	125	19				60	107
	160L		345		302			455	500	295	30	1377	500	1000	600	200	470	430	65	60	125	19				60	127
MSE- 20X - 30X	180M	100×80	351.5	280	330	265	320	465	510	305	30	1434	548	1100	700	200	470	430	65	60	135	19	200	65	174		
	180L		370.5		340			465	510	305	30	1472	565	1100	700	200	470	430	65	60	135	19				65	201
	160M		323		302			485	595	315	30	1415	528	1100	**400	150	470	430	65	60	125	19				66	107
	160L		345		302			485	595	315	30	1457	528	1100	**400	150	470	430	65	60	125	19				66	127
	180M		351.5		330			485	595	315	30	1514	558	1100	**400	150	470	430	65	60	125	19				66	174
	180L		370.5		340			485	595	315	30	1552	575	1100	**400	150	470	430	65	60	125	19				66	207
200L	425.5		495	605	325	30	1636	746	1200	**450	150	470	430	65	60	130	19	72	170	350							

※の寸法は図2を参照ください。 ※Please refer to the dimension of Fig.2.

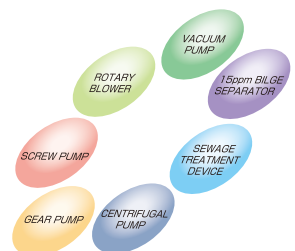
大晃機械工業株式会社 TAIKO KIKAI INDUSTRIES CO., LTD.

URL <http://www.taiko-kk.com>

- 本 社 ・ 工 場 〒742-1598 山口県熊毛郡田布施町大字下田布施209-1
TEL: (0820)52-3113~4 FAX: (0820)53-1001 E-mail: business@taiko-kk.com
- 東 京 支 店 〒101-0061 東京都千代田区三崎町3-4-9 水道橋MSビル4階
TEL: (03)3221-8551 FAX: (03)3221-8555 E-mail: tokyo-br@taiko-kk.com
- 大 阪 支 店 〒541-0048 大阪市中央区瓦町3-4-7 KCビル8階
TEL: (06)6231-6241 FAX: (06)6222-3295 E-mail: osaka-br@taiko-kk.com

北京駐在事務所・上海駐在事務所・韓国大晃

- Head Office & Factory 209-1 Shimotabuse, Tabuse-cho, Kumage-gun, Yamaguchi Pref. 742-1598 Japan
TEL: 81-820-52-3113~4 FAX: 81-820-53-1001 E-mail: business@taiko-kk.com
 - Tokyo Branch 4th floor, Suidobashi MS Building, 3-4-9 Misaki-cho, Chiyoda-ku, Tokyo 101-0061 Japan
TEL: 81-3-3221-8551 FAX: 81-3-3221-8555 E-mail: tokyo-br@taiko-kk.com
 - Osaka Branch 8th floor, KC Building, 3-4-7 Kawara-machi, Chuo-ku, Osaka 541-0048 Japan
TEL: 81-6-6231-6241 FAX: 81-6-6222-3295 E-mail: osaka-br@taiko-kk.com
- Beijing Office・Shanghai Office・Taiko Korea



- ISO 9001の認証取得 お問い合わせ先の詳細は別紙【BUSINESS OFFICE NETWORK】をご覧ください。
- ISO 9001 certified For any inquiries, please refer to attached 【BUSINESS OFFICE NETWORK】
- このカタログに記載した製品は性能向上のため予告なしに寸法及び仕様を変更することがあります。
- The sizes and specifications of the products in this catalog are subject to improvement.