


CENTRIFUGAL PUMP

TMC(TMV)



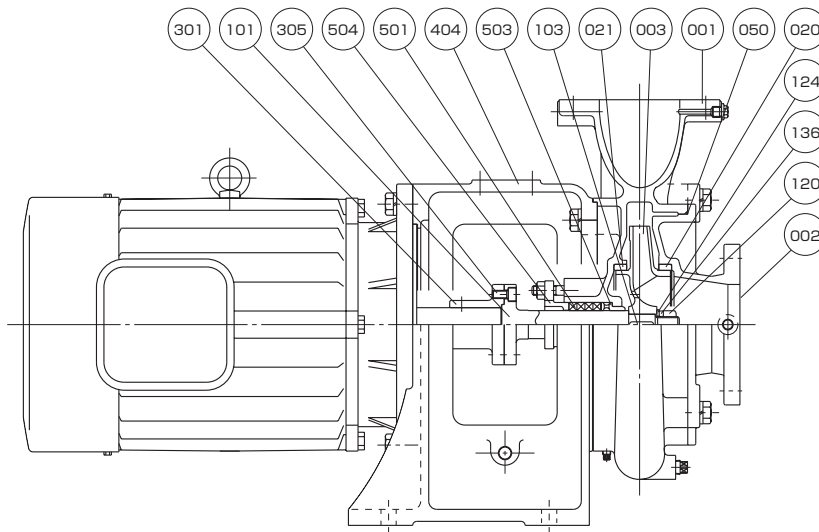
Application

- Cooling Fresh Water Pump
- Cooling Sea Water Pump
- Sea Water Service Pump
- Fresh Water Pump
- Sanitary Pump
- Drinking Water Pump

Feature

- Horizontal Single-stage Single-suction
- Closed Coupling Type

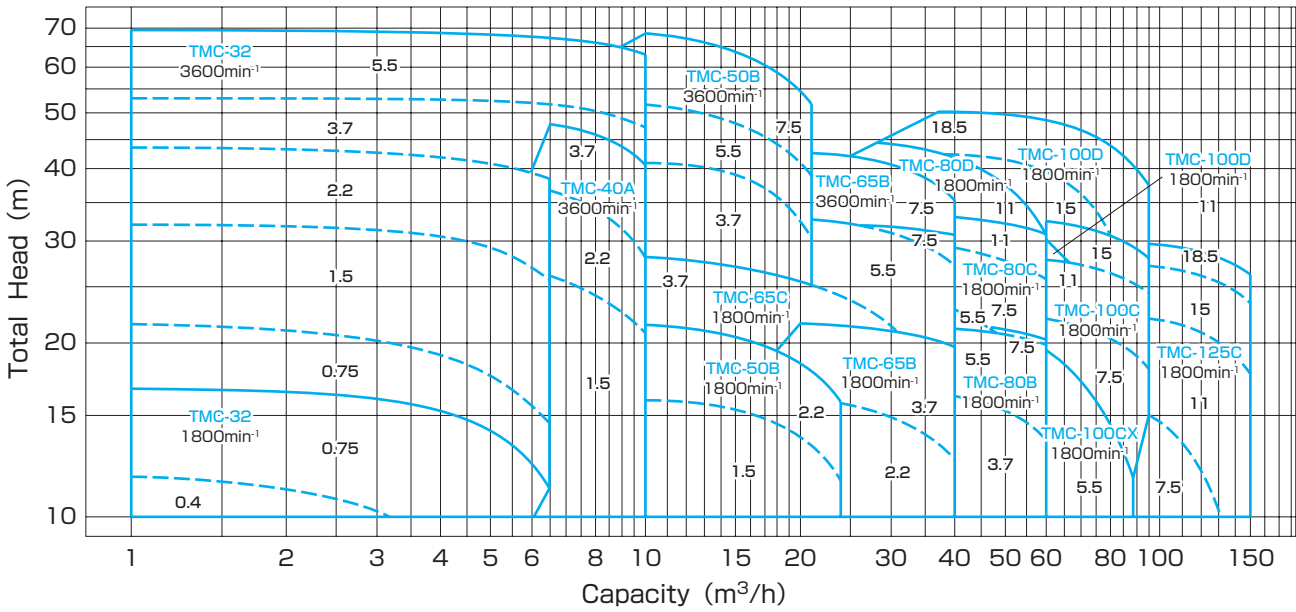
Structure & Material



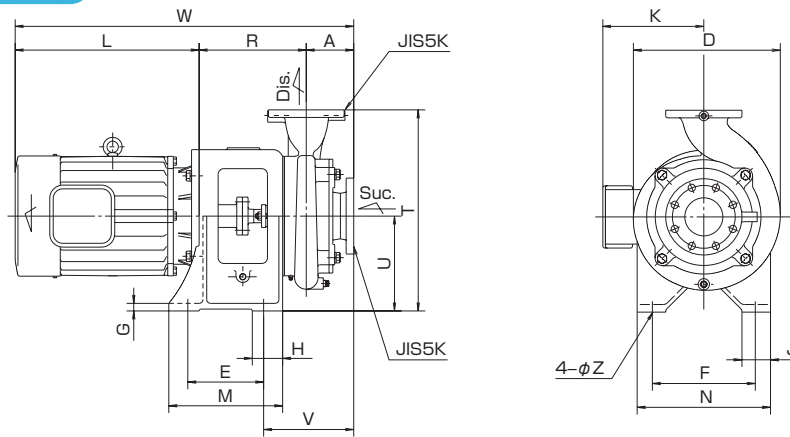
Part No.	Name	Req. No.	Sea Water		Fresh Water	
			Material	JIS	Material	JIS
001	CASING	1	BRONZE	CAC402	CAST IRON	FC200
002	CASING COVER	1	BRONZE	CAC402	CAST IRON	FC200
003	IMPELLER	1	PHOSPHOR BRONZE	CAC502A	PHOSPHOR BRONZE	CAC502A
020	CASING RING	1	BRONZE	CAC402	BRONZE	CAC402
021	CASING RING	1	BRONZE	CAC402	BRONZE	CAC402
050	O-RING	1	RUBBER	NBR	RUBBER	NBR
101	SHAFT	1	STAINLESS STEEL	SUS304	STAINLESS STEEL	SUS304
103	IMPELLER KEY	1	STAINLESS STEEL	SUS304	STAINLESS STEEL	SUS304
120	IMPELLER NUT	1	STAINLESS STEEL	SUS304	STAINLESS STEEL	SUS304

Part No.	Name	Req. No.	Sea Water		Fresh Water	
			Material	JIS	Material	JIS
124	IMPELLER WASHER	1	STAINLESS STEEL	SUS304	STAINLESS STEEL	SUS304
136	SPRING WASHER	1	STAINLESS STEEL	SUS304	STAINLESS STEEL	SUS304
301	COUPLING	1	MILD STEEL	SS400	MILD STEEL	SS400
305	COUPLING BOLT	4	Cr-Mo STEEL	SCM435	Cr-Mo STEEL	SCM435
404	FRAME	1	CAST IRON	FC200	CAST IRON	FC200
501	GLAND PACKING	4	CARBONIZED FIBER	-	CARBONIZED FIBER	-
503	LANTERN RING	1	BRONZE	CAC402	BRONZE	CAC402
504	GLAND	1	BRONZE	CAC402	BRONZE	CAC402

Performance



Dimension



Model No.	Motor		Bore		Dimension(mm)																				
	kW	min ⁻¹	Suc.	Dis.	A	D	E	F	G	H	J	K	L	M	N	R	T	U	V	W	Z				
TMC-32	0.4	1800	32	32	82	270	120	160	15	50	65	166	230	180	220	150	280	140	156	554	12				
	0.75											173	260			160						280	502		
	1.5											188	302			170						300	630		
	2.2											212	368			180						300	657		
	3.7											245	375			200						300	657		
TMC-40A	1.5	3600	40	40	80	205	140	190	15	50	65	188	302	200	250	175	320	160	160	557	12				
	2.2											212	368			185						320	633		
	3.7											245	375			200						320	633		
TMC-50B	1.5	1800	50	50	100	265	150	220	15	80	65	188	302	250	280	215	370	190	205	653	15				
	2.2						197					328	225			370						653			
	3.7						212					368	225			370						693			
	5.5						245					375	300			330						720			
	7.5						245					375	300			330						720			
TMC-65B	2.2	1800	65	65	100	285	180	270	18	80	65	205	330	280	280	227	390	190	207	657	15				
	3.7						215					355	227			410						210	682		
	7.5						265					400	300			330						247	410	210	747
TMC-65C	3.7	3600	65	65	100	285	180	270	18	80	65	215	355	280	280	227	415	190	207	682	15				
	5.5						265					400	300			330						247	435	210	747
	7.5						265					400	300			330						247	435	210	747
TMC-80B	3.7	1800	80	80	100	325	180	270	18	80	65	215	355	280	280	232	415	190	212	687	15				
	5.5						265					400	300			330						252	435	210	752
	7.5						265					400	300			330						252	435	210	752
TMC-80C	5.5	1800	80	80	100	365	200	270	18	80	75	265	400	300	350	252	500	250	212	752	19				
	7.5						285					485	282			500						250	867		
	11						265					400	260			530						250	245	785	
TMC-80D	7.5	1800	80	80	125	405	200	270	18	80	75	265	400	300	350	260	530	250	245	785	19				
	11						285					485	290			900									
	15						285					485	290			900									
TMC-100C	5.5	1800	100	100	125	385	200	270	18	80	75	265	400	300	350	253	530	250	238	778	19				
	7.5						285					485	283			933									
	11						285					485	283			933									
TMC-100CX	15	1800	100	100	125	385	200	270	20	80	75	285	525	300	350	283	530	250	238	933	19				
	11						285					525	283			933									
	15						285					525	283			933									
TMC-100D	11	1800	100	100	125	405	200	270	20	80	75	285	525	300	350	290	565	250	245	940	19				
	15						330					575	318			1018									
	18.5						265					400	265			805									
TMC-125C	7.5	1800	125	125	140	420	200	270	18	80	75	285	485	300	350	295	530	250	265	920	19				
	11						285					525	295			960									
	15						330					575	323			1038									
	18.5						330					575	323			1038									